

APPROVAL SHEET

SHENZHEN PUWEI TECHNOLOGY CO.,LTD.

PURE-V
TECH



Product Description: SAW Filter 1207 MHz SMD 3.0×3.0mm (BW=20.0MHz)

Part No.	PV2G07F
Pages	7
Date	2023/03/06
Revision	1.0

Prepared by:	邓兆源
Checked by:	张勃
Approved by:	何



Application

- Low-loss SAW component
- Low amplitude ripple
- Sharp rejections at both out-bands
- Usable passband 20.0 MHz

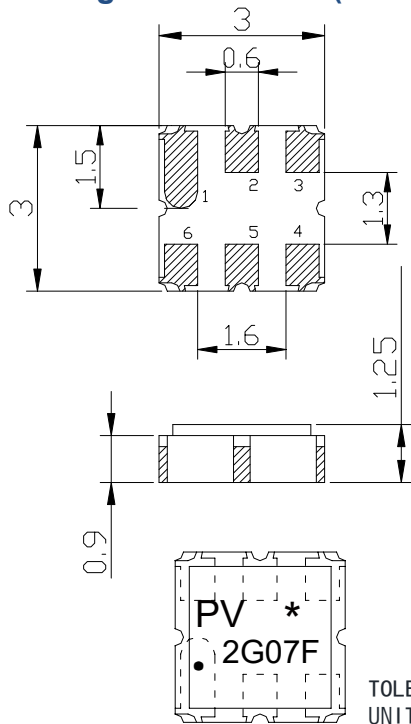
Features

- RoHS compatible
- Package size 3.00x3.00x1.25mm³
- Package Code DCC6C
- Electrostatic Sensitive Device(ESD)

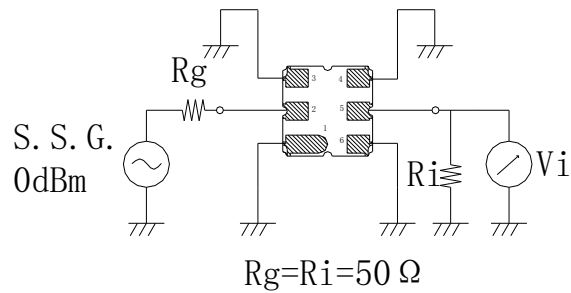
Maximum Rating

Item		Value	Unit
DC Voltage	V _{DC}	5	V
Operation Temperature	T	-40 ~ +85	°C
Storage Temperature	T _{stg}	-40 ~ +85	°C
RF Power Dissipation	P	20	dBm

Package Dimensions (Unit: mm)



Test Circuit (Bottom View)



Pin Configuration

2	Input
5	Output
1, 3, 4, 6	Ground

- Top View, Laser Marking

- "PV": Manufacturer's mark "2G07F": Part number ".": Terminal 1
- "*": Lot number (The code shown below varies in a 4-year cycle)

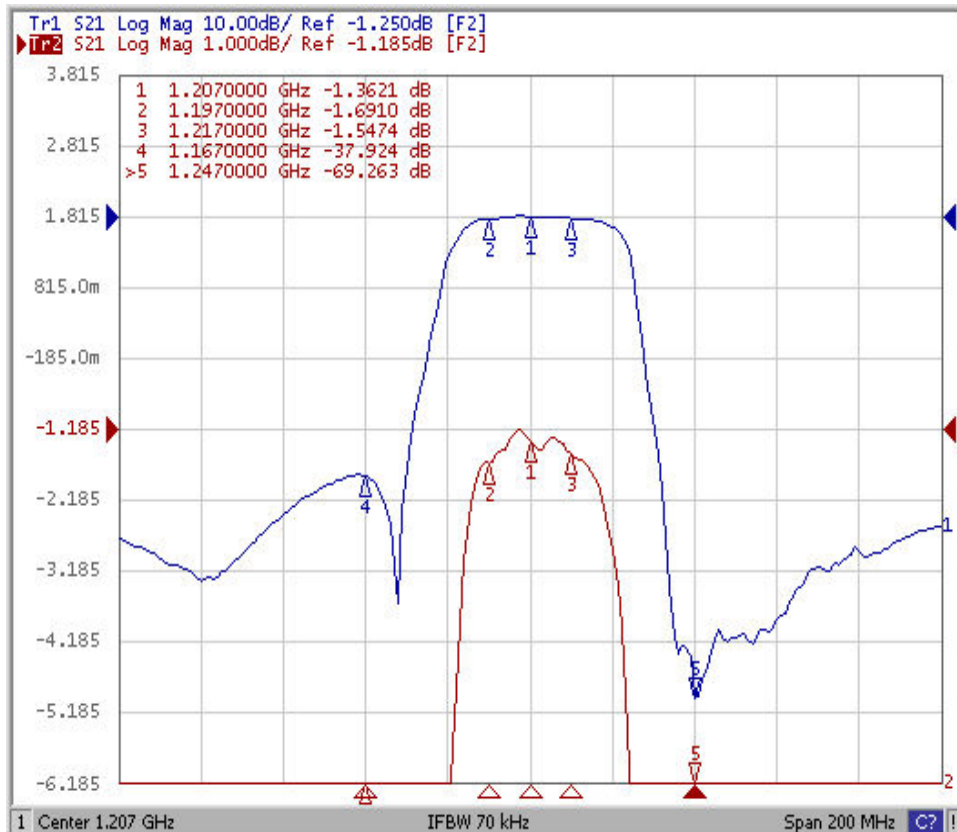
Code	1	2	3	4	5	6	7	8	9	10	11	12
2021	a	b	c	d	e	f	g	h	i	j	k	m
2022	n	p	q	r	s	t	u	v	w	x	y	z
2023	A	B	C	D	E	F	G	H	J	K	L	M
2024	N	P	Q	R	S	T	U	V	W	X	Y	Z

Electronic Characteristics Test Temperature: 25°C ± 2°C

Terminating source impedance: 50Ω

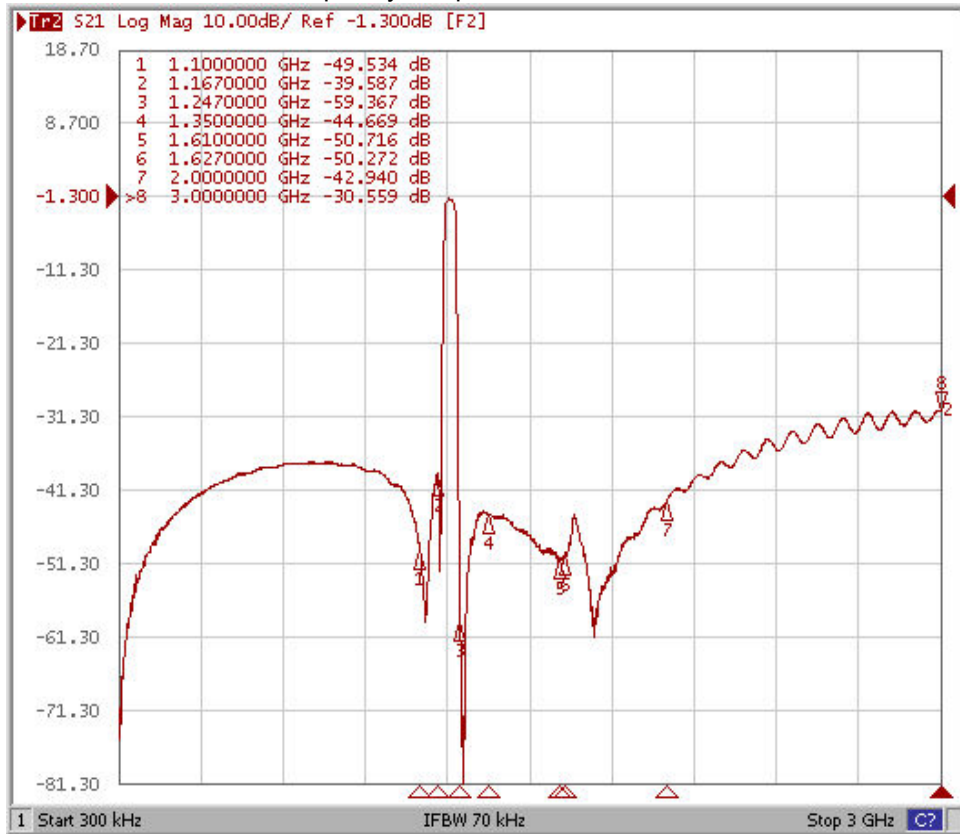
Item		Minimum	Typical	Maximum	Unit
Center Frequency	fc		1207.00		MHz
Insertion Loss(min)	IL		1.2	1.5	dB
Insertion Loss	1197.00-1217.00MHz		1.6	2.1	dB
Amplitude Ripple (p-p)	1197.00-1217.00MHz	$\Delta\alpha$	0.5	1.0	dB
Group Delay Ripple	1197.00-1217.00MHz	GDR	10.0	20.0	ns
Absolute Attenuation	α				
	DC -1100.00MHz	32.0	36.0		dB
	1100.00 - 1167.00MHz	35.0	40.0		dB
	1247.00 - 1350.00MHz	40.0	45.0		dB
	1350.00 - 2000.00MHz	40.0	42.0		dB
	2000.00 - 3000.00MHz	30.0	35.0		dB
	1610.00 - 1627.00MHz	45.0	50.0		dB
Input VSWR	1197.00-1217.00MHz		1.7:1	2.0:1	/
Output VSWR	1197.00-1217.00MHz		1.7:1	2.0:1	/

Frequency Characteristics

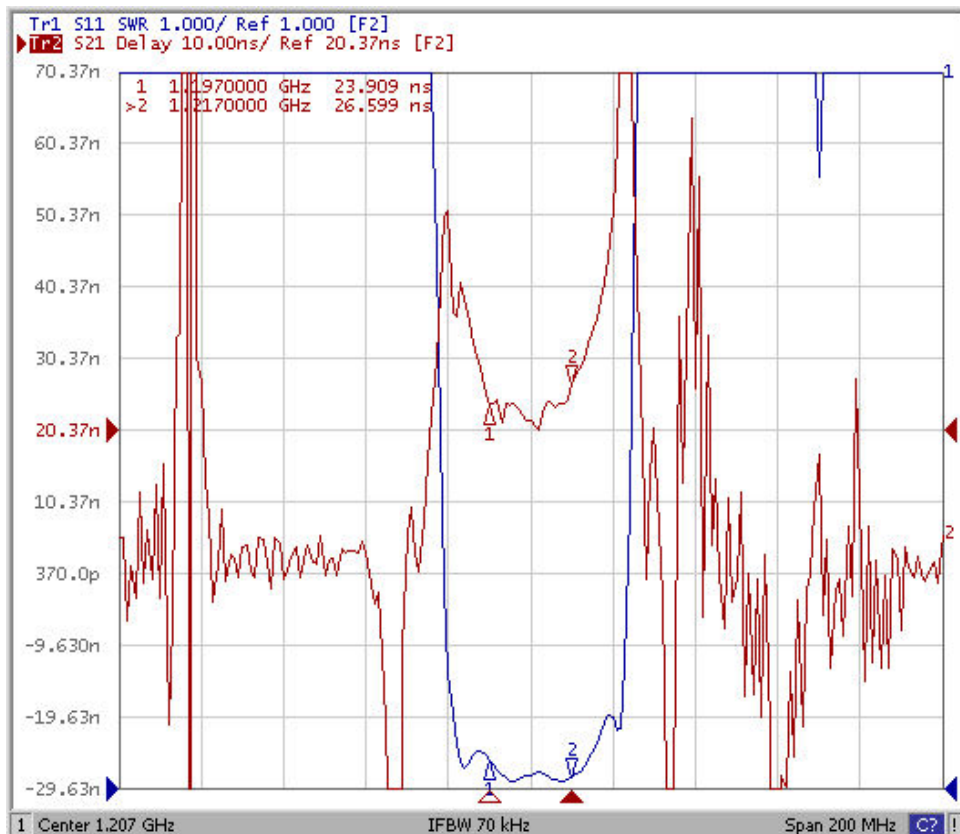


Frequency Characteristics

Frequency Response (wideband)

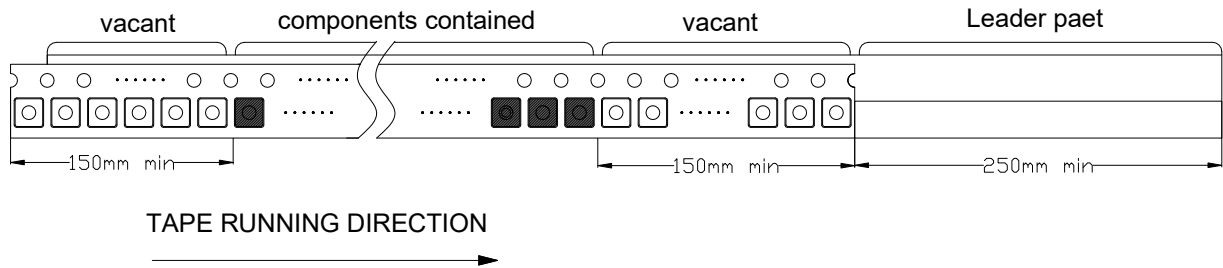


Delay Ripple & S11 VSWR



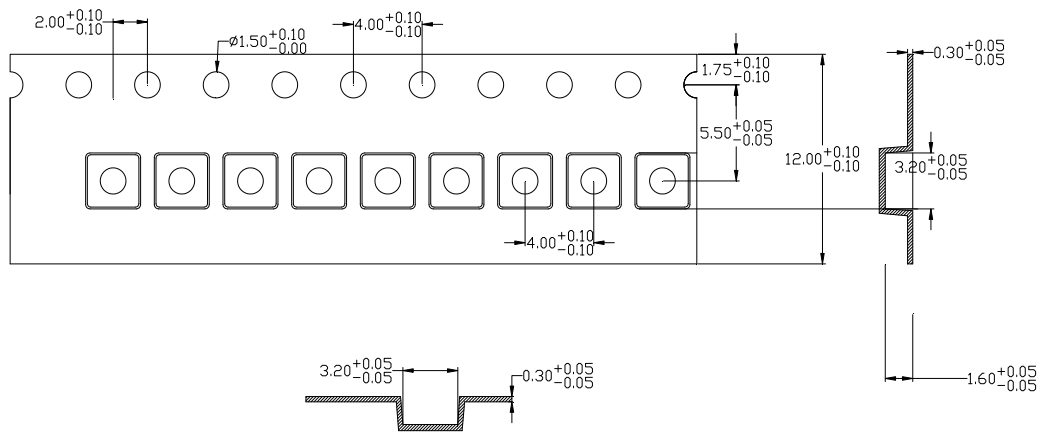
Packing Information

Carrier Tape



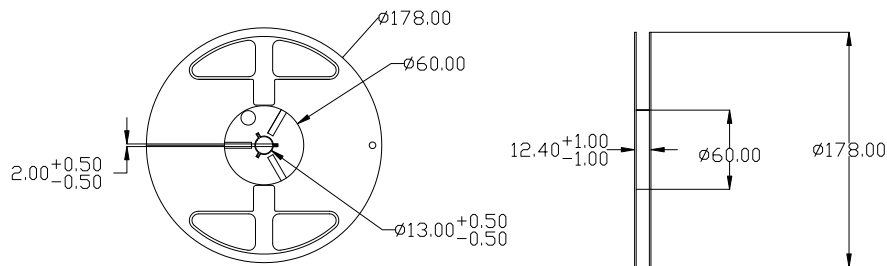
Reel Dimensions

Unit: mm



Outer Packing

Unit: mm



Notes

1. As a result of the particularity of inner structure of SAW products, it easy to be breakdown by electrostatic, so we should pay attention to **ESD protect** in the test.
2. **Static voltage** between signal load and ground may cause deterioration and destruction of the component. Please avoid static voltage.
3. **Ultrasonic cleaning** may cause deterioration and destruction of the component. Please avoid ultrasonic cleaning.
4. Only leads of component may **be soldered**. Please avoid soldering another part of component.
5. There is a close relationship between the device's performance and **matching network**. The specifications of this device are based on the test circuit shown above. L and C values may change depending on board layout. Values shown are intended as a guide only.